BEGINNER · 5 min read · November 15, 2026 · By Kelly Stratton

How to Keep Your Claude Chats Off Google: Check These Two Settings

Take back every Claude chat and artifact you've ever shared, in about two minutes. The exact clicks to see what's public on your account, unshare it, and keep your private conversations from ending up on Google.

You've probably told Claude things you wouldn't say out loud at dinner. Your health, your money, your work, your family. Here's how to make sure those chats stay yours. In about two minutes you'll see every chat and every artifact you've ever shared, take down the ones you don't want out there, and know exactly what happens the next time you click Share.

> IN A NUTSHELL
>
> A shared Claude chat is a conversation you turned into a link by clicking Share. Anyone who has the link can read it, and in July 2026 some of those links showed up in Google. You can see all of yours in Settings under Privacy and unshare them with one click each.

> WHAT YOU NEED
>
> Claude on any plan, open on your computer at claude.ai or in the desktop app. The steps are the same in both. On a Team or Enterprise plan through work, shared chats only open for people in your organization.

THE SHORT ANSWER

Are My Claude Chats Private?

Yes, unless you shared them. A Claude chat is only visible to you until you click Share on it. Sharing makes a link, and anyone with that link can open the chat.

People share chats all day long, with a loved one, a coworker, or whoever needs to see what Claude came up with. That's what the Share button is for. The catch is that the link stays live long after you've forgotten about it, and in July 2026 hundreds of those shared chats, and things Claude had built inside them, turned up in search results.

Google cleared them out within days, and chats nobody shared were never part of it. But a link you made stays live until you take it down. That's the part you can fix today.

WHY IT HAPPENS

What Happens When I Click Share in Claude?

Claude takes a picture in time of your conversation and gives it a web address. Anyone who has that address can read everything in the chat up to that moment, including anything Claude built for you in it.

Here's what is and isn't in that link, from Claude's own help center:

	In the shared link?
Every message before you shared	Yes
Artifacts Claude made in the chat	Yes
Messages you send after sharing	No, those stay private
Files you uploaded	No, the file stays private

Most of us share a chat once, to show a friend or a coworker, and forget the link exists. If that link gets posted or passed along, it can travel a lot further than the one person you sent it to.

STEP 1 How Do I Unshare a Claude Chat?

Open Claude on your computer, go to Settings, then Privacy, and click Manage next to Shared chats. That page lists every chat you've ever shared. Click the trash can next to one and its link stops working right away. Here it is click by click:

1. Click **your name** in the bottom left corner, then **Settings**.
2. Click **Privacy** in the menu on the left.
3. Scroll down to **Your data**. Next to **Shared chats**, click **Manage**.

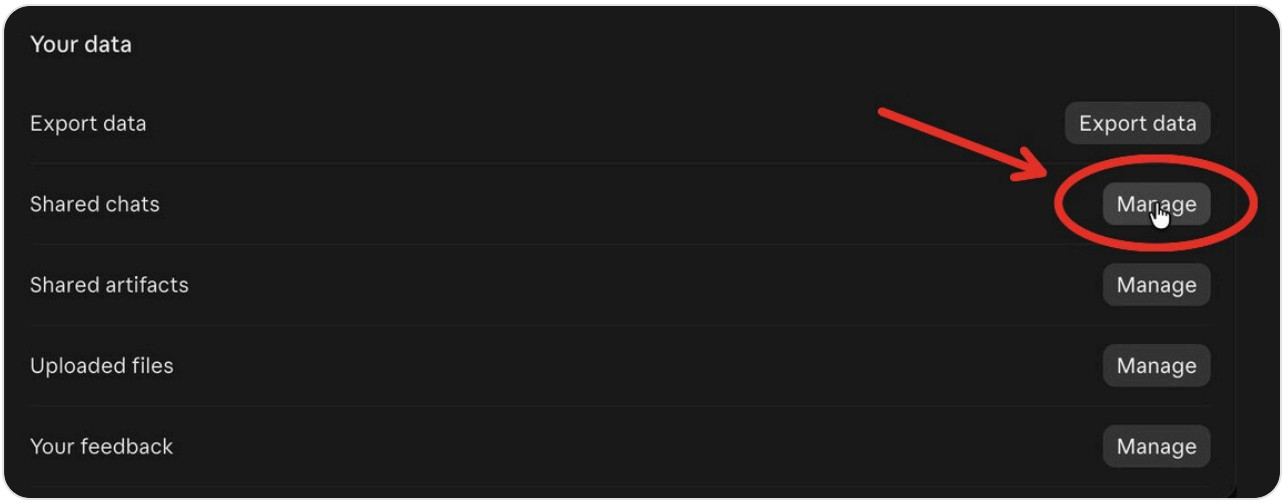

4. Read down the list. Each row shows the chat's name, the date you shared it, and "Anyone with the link."
5. Click the **trash can** under **Unshare** next to any chat you want back. That link is dead.

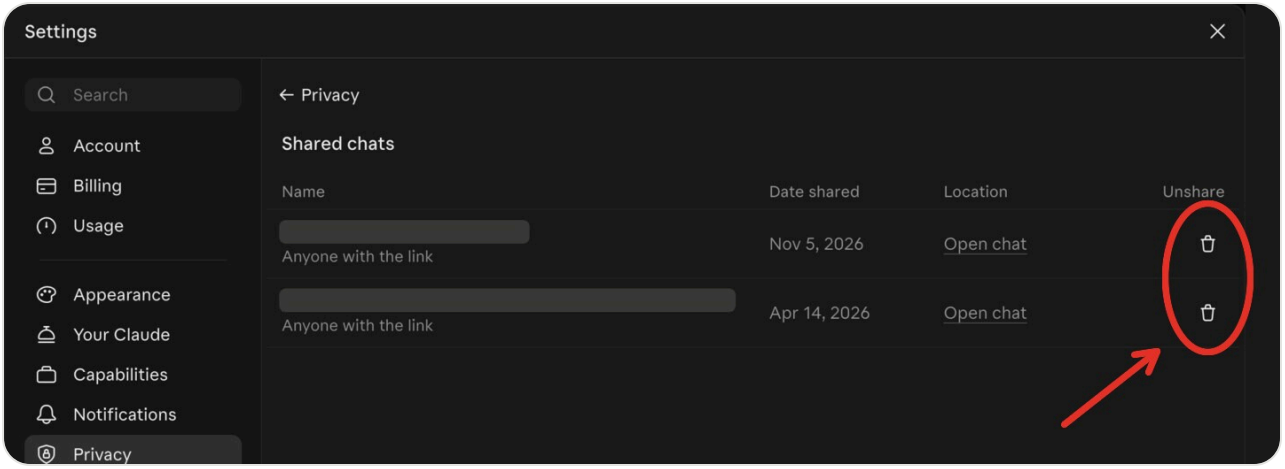

Unsharing only turns off the link. The chat itself stays in your history, so you don't lose anything. Not sure which chat a row is? Click **Open chat** to read it before you decide.

STEP 2 How Do I Make a Claude Artifact Private?

This is the half most people skip. An artifact is anything Claude built for you, like a document, a chart, or a little app. When you share one it gets its own link and its own list, and anyone with that link can open it without a Claude account.

1. Go back to **Settings**, then **Privacy**.
2. Next to **Shared artifacts**, click **Manage**.

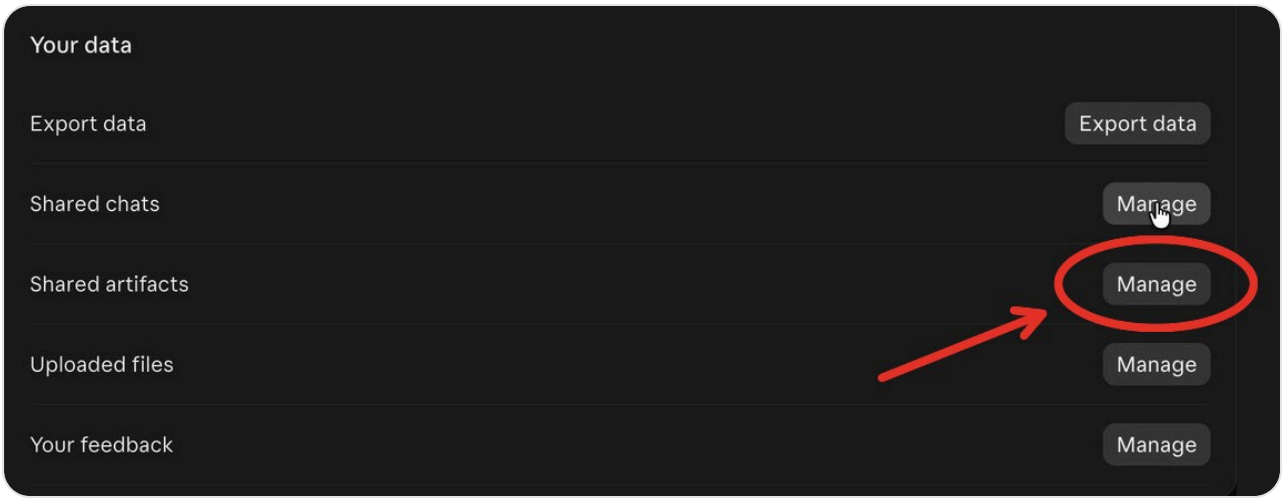

3. The top list, **Shared artifacts**, is everything you've published. Click the **trash can** under **Unpublish** on anything you don't want out there.

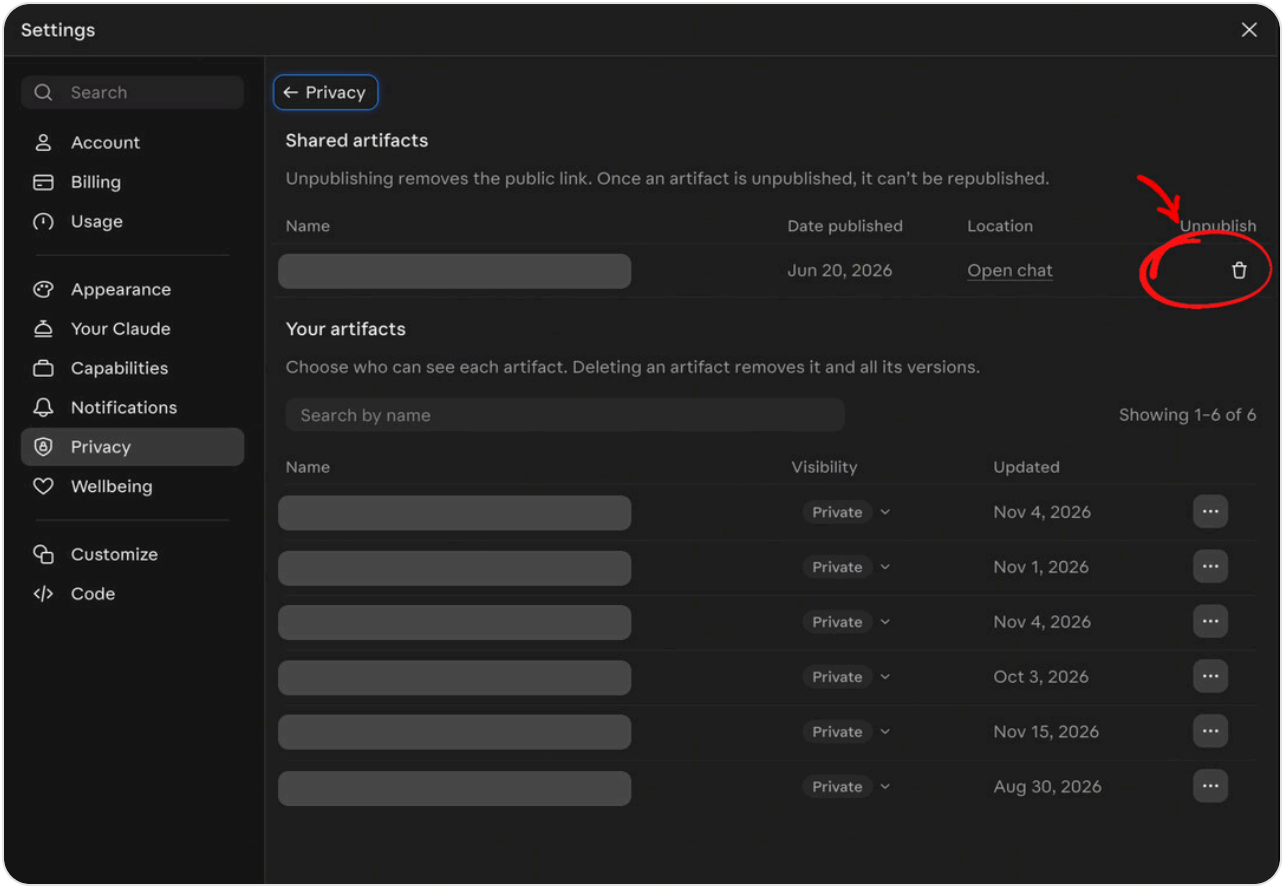

4. Now look at the list underneath, **Your artifacts**. Each one has a **Visibility** setting. If any say **Public**, click the word **Public** and choose **Private** from the little menu.

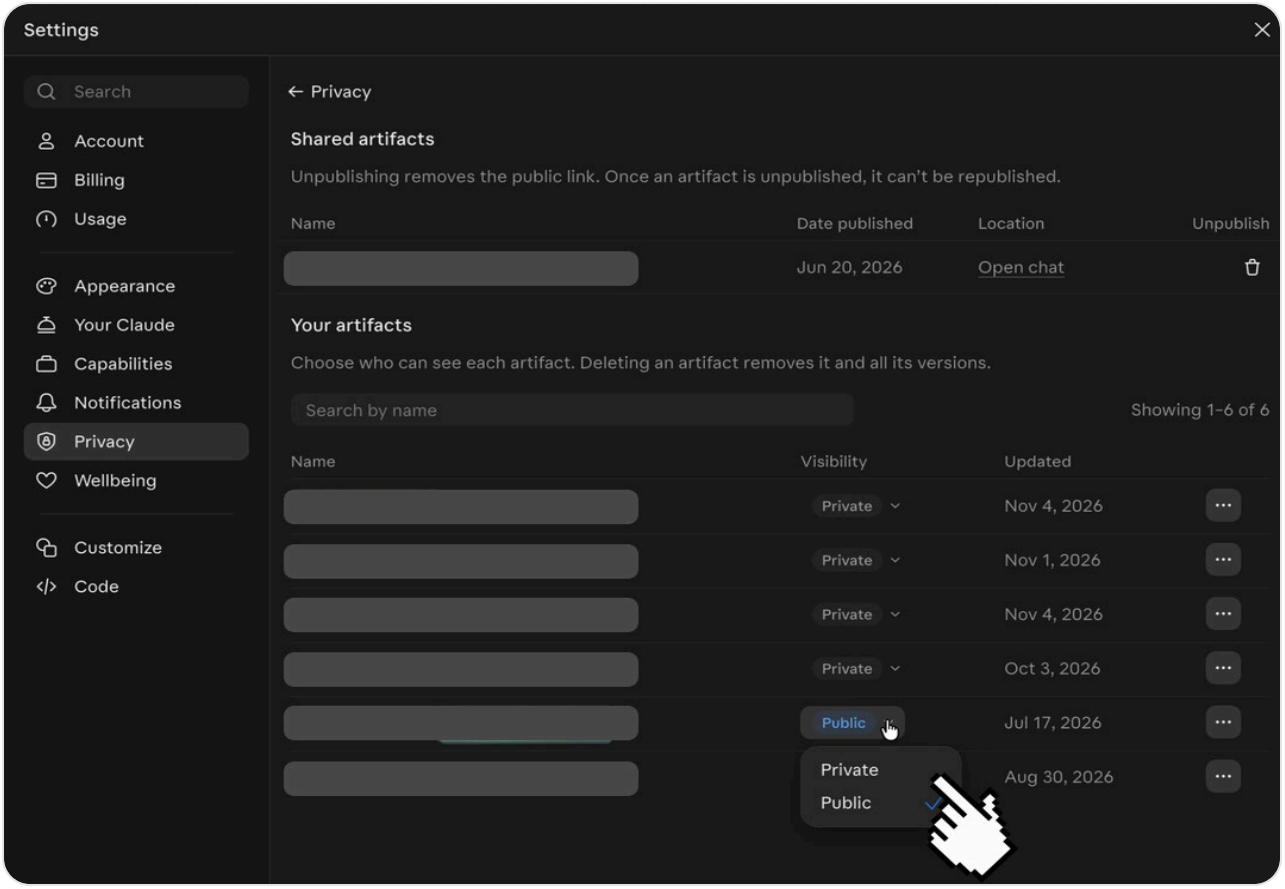

READ THIS BEFORE YOU UNPUBLISH

Claude tells you right on that page: once an artifact is unpublished, it can't be republished. Unpublishing also permanently deletes anything the artifact had saved, like entries people typed into it. If it's one you still want people to use, leave it up.

SIDE BY SIDE Shared Chats vs Shared Artifacts

	Shared chat	Shared artifact
What it is	A conversation you turned into a link	Something Claude built that you published
Who can open it	Anyone with the link	Anyone with the link, no Claude account needed
Where your list is	Settings, Privacy, Shared chats	Settings, Privacy, Shared artifacts
How to take it down	Trash can under Unshare	Trash can under Unpublish, or set Visibility to Private
Can you share it again later	Yes, and the link then includes your newer messages	No, an unpublished artifact can’t be republished

THE TELL How Do I Know If I'm All Clear?

Your two lists are the answer. When the Shared chats page is empty, and the Shared artifacts page shows nothing published and every artifact set to Private, none of your chats or artifacts has a public link anymore.

When I checked mine, I found a trip guide from last summer still set to Public. I’d forgotten all about it.

FROM HERE ON Three Habits Before You Click Share

Sharing a chat is a great way to show somebody what Claude did for you, so keep doing it. Just do it on purpose:

1. **Scroll to the top first.** The link shows the whole conversation, not only the last answer. If something personal is up there, start a new chat with only the part you want to show.
2. **Share, then unshare.** Once your friend has read it, come back to Settings and take the link down.
3. **For one answer, copy and paste.** If someone only needs a recipe or an email draft, copy that one reply into a text or an email. No link, nothing to clean up later.

> WHAT THIS DOES AND DOESN'T DO
>
> Unsharing turns off the link from this point forward. It can't pull back a copy someone already saved or a screenshot they took. If a shared chat had a password, an account number, or anything like it typed into it, unshare the chat and change that password too.

FAQ Questions People Ask About Claude Shared Chats

Straight answers

Are Claude chats private?

Yes, by default. Nobody else can open a Claude chat unless you click Share on it. Sharing makes a link, and anyone who has that link can read the chat as it was at that moment. You can see every chat you've shared, and unshare any of them, in Settings under Privacy.

Can people see my Claude chats on Google?
Only chats you shared with a link. In July 2026, hundreds of shared Claude chats and artifacts showed up in Google and Bing search results, and Google cleared them out within days. Chats you never shared were not part of it. Unshare old links so there's nothing out there to find.

How do I unshare a Claude chat?
On your computer, open Claude and click your name in the bottom left corner. Choose Settings, then Privacy. Next to Shared chats, click Manage. You'll see every chat you've shared. Click the trash can under Unshare next to a chat, and the link stops working.

Are Claude artifacts public or private?
Private until you share them. Anything Claude builds for you, like a document, a chart, or a little app, stays yours alone until you publish it. Once it's published, anyone with the link can open it, with no Claude account needed. Your Shared artifacts list in Settings shows which ones are out there.

How do I make a Claude artifact private?
Go to Settings, then Privacy, and click Manage next to Shared artifacts. Click the trash can to unpublish anything in the top list. Then look at Your artifacts underneath and switch any that say Public to Private. Unpublishing can't be undone, so the same artifact can't be published again later.

What happens when I unshare a Claude chat?
The link stops working for everyone who has it. Your chat stays in your own history, exactly as it was, and nothing gets deleted on your side. If you share that chat again later, the shared version includes any newer messages.

Does sharing a Claude chat share my uploaded files?
No. According to Claude's help center, a shared chat link shows the messages and any artifacts from before you shared it, and the files you uploaded stay private. Messages you send after sharing stay private too. Anything you typed or pasted into the chat itself is part of what people can read.

Sources: Claude help center: Share and unshare chats · Claude help center: Share artifacts · Malwarebytes: Shared Claude chats were searchable on Google (July 28, 2026) · TechRepublic: Claude shared chats appeared in Google Search

Want *more* like this?

Free AI guides added regularly. No jargon, no overwhelm.

kellystrattonai.com

Instagram / TikTok: @kellystratton.ai | Facebook / YouTube: @kellystrattonai